

# DREAMGIVER

THE  
LITERACY  
SHED  
PLUS

*in association with*  
**VocabularyNinja**



**Literacy Shed and Vocabulary Ninja** have teamed up! We believe that words can unlock the doors to a whole new world of understanding. Taking the time to unpick, discuss and understand the meaning of a word is guaranteed to excite and engage your learners! Combining exciting vocabulary with an enthralling topic, its main characters and most enthralling scenes. Not only focusing on typical noun topic vocabulary, but exploring all other word classes that can bring a topic to life! Words precisely selected to enhance understanding and subsequently improve children's reading and writing.

**Page 3 - VOCABULARY STRIPS**

Three vocabulary lists, great for writing!

**Page 4 - DREAMGIVER NOUNS.**

A selection of precision nouns.

**Page 5 - DREAMGIVER VERBS.**

Being, doing, having verbs! #DoIt!

**Page 6 - DREAMGIVER ADJECTIVES.**

Describe away with these beauties!

**Page 7 and 14 - SYNONYM ALLEY.**

Match the up levelled vocabulary.

**Page 8 - VOCABULARY LABORATORY.**

Explore definitions, rehearse and explore.

**Page 9 - NINJA REWARD SYSTEM.**

Print it, trim it, stick it in the book!

**Remember:** Understanding vocabulary goes hand in hand with understanding of grammar. Words can regularly act as a whole host of different word classes, depending on how they are used within a sentence.

These resources rely on the direct teaching of word etymology and meaning. As well as modelling how to use each word correctly.

#GreatTeachingNotIncluded!

**Page 10 - NINJA CERTIFICATES.**

Celebrate success!

**Page 11 and 12 - VOCABULARY TEACHING TECHNIQUES.**

How to make this pack have impact!


**Page 13 - DISPLAY SLIPS**

Print, write on, display, discuss, use!

**Page 15 + - NEW RESOURCES**

Unique to this pack, what will you find?

Please be sure to read pages 11 and 12, Vocab Teaching Techniques, it will give a greater understanding of how to deliver new vocabulary to pupils. Just giving sheets or lists of words alone will only have limited impact. It is vital to allow time to teach, explain, discuss and play with the new vocabulary. Then, and only then, will pupils be able to use the vocabulary with meaning and intent.



**DREAMGIVER**

**VocabularyNinja**



2 'Words unlock the doors to a world of understanding...'

## Dreamgiver

odd  
opportunity  
careful  
inspiration  
hovering  
wings  
raggedy  
glasses  
soundless  
deliverer  
golden eggs  
positive

## dreams

blissful  
untroubled  
vivid  
wild  
beautiful  
wonderful  
sweet  
glorious  
aspiration  
extraordinary  
painless  
delightful

## nightmare

frightful  
troubled  
unpleasant  
feverish  
strange  
recurrent  
monstrous  
consuming  
worst  
hideous  
painful  
awful

**DREAMGIVER**

**VocabularyNinja**



3 *'Words unlock the doors to a world of understanding...'*

# DREAMGIVER NOUNS




**VocabularyNinja**  
**Grammar Focus:** Discuss proper, common, abstract and collective nouns. Which features are needed for proper nouns? Can you identify any below?

creature	orphan	orphanage	shutters	guardian
accident	terror	nightmare	disbelief	awe
panic	saviour	relief	bookworm	shadow
life	serpent	commotion	escape	uproar
happiness	confusion	disaster	root	gasp
transformation	window	delivery	pursuit	doom



**DREAMGIVER**

**VocabularyNinja**



4 'Words unlock the doors to a world of understanding...'

# DREAMGIVER VERBS

**Remember:** Depending on how you use these words, they may not act as verbs, but as another word class'.

wonder	buzz	crawl	crack	creep
record	document	sleepwalk	loom	defeat
startle	absorb	transform	breathe	sleep
hover	imagine	glide	sneak	creak
flutter	awaken	calculate	measure	soothe
stir	roar	distract	entangle	struggle



\* Discuss verb forms and tense.

**DREAMGIVER**

**VocabularyNinja**



5 'Words unlock the doors to a world of understanding...'

# DREAMGIVER ADJECTIVES

silent      mysterious      pleasurable      unusual      stealthy


magical      enchanting      terrifying      relieved      curious

puzzling      alive      unlucky      luminous      golden

spellbinding      fulfilling      unnoticed      unaware      unruly

deceptive      soothing      calculating      meticulous      unnerving

eerie      deafening      shimmering      palpable      impending



**DREAMGIVER**

**@VocabularyNinja**



6 *'Words unlock the doors to a world of understanding...'*



# SYNONYM ALLEY

3 sets and space to create your own.

Draw a line from the words on the left to its synonym on the right.

loom

revamp

panic

alarm

glide

overshadow

root

gloom

transform

flit

shadow

foundation

stealthy

meticulous

calming

soothing

accurate

clandestine

DREAMGIVER  
**VocabularyNinja**



# VOCABULARY LABORATORY

Explain meaning / Definition:

Use in a sentence (add picture too):


Modifications:

Modify to past tense, present, plural singular, add prefix or suffix etc.  
How many forms can you think of?

Word Class:

Synonyms

Antonyms



**DREAMGIVER**

**VocabularyNinja**



8 'Words unlock the doors to a world of understanding...'



# NINJA REWARD SYSTEM

**VOCABULARY  
NINJA**

**"GRAND MASTER"**

We all bow in awe at your word power and wisdom! You are all powerful!




**DREAMGIVER**



**VOCABULARY  
NINJA**

**"ASSASSIN"**

Stealthy and deadly, your word choices are lethal!



**DREAMGIVER**




**VOCABULARY  
NINJA**

**"SAMURAI"**

You are wise, powerful and deadly, your use of words is feared by most!




**DREAMGIVER**



**VOCABULARY  
NINJA**

**"WARRIOR"**

People tremble around your literary muscle!




**DREAMGIVER**



**VOCABULARY  
NINJA**

**"SHINOBI"**

Vocabulary is now your life, you are skilled in it and you use it daily!



**DREAMGIVER**




**VOCABULARY  
NINJA**

**"GRASSHOPPER"**

You have begun your vocabulary journey.



**DREAMGIVER**



**DREAMGIVER**

**Vocabulary Ninja**



*'Words unlock the doors to a world of understanding...'*


# VOCABULARY NINJA

# CERTIFICATE



Signed ...**Vocabulary Ninja**..... Date .....

This little ninja has shown unrivalled levels of commitment, guile and creativity in their use of vocabulary! Vocabulary used in discussion, writing, reading and everyday life. They are a true vocabulary ninja!



**DREAMGIVER**

**@VocabularyNinja**



*'Words unlock the doors to a world of understanding...'*

# TEACHING TECHNIQUES

As the **Ninja** has alluded to earlier, these vocabulary resources need to be supported by direct teaching. Teaching where misconceptions can be addressed and the correct meaning, spelling and varied forms of each word can be discussed, modelled and shared.

**HELLO** - A logical place to start with the word banks might be to identify which words the children already understand. If you are confident they can use a word with accuracy and control, then great! Let's investigate the rest.

**VOCABULARY STRIPS** - This section could be used in a variety of ways. Topic bookmarks, writing checklists, topic report writing aids; it's really up to you. Each list of words have been carefully selected to help pupils create and enhance understanding of each Literacy Shed resource.

**NOUNS** - This section provides nouns (words that identify people, groups, objects, places, emotions) associated with the resource. Great for reports or any type of writing linked to the film. Dive deeper and discuss the type of nouns: proper, common, collective and abstract. Remember to ask WHY. Can you discover more?

**VERBS** - This section provides verbs (being, doing and having type words) associated with the film. Believe it or not, verbs are also amazing for describing. Adjectives are great, but verbs rock! These words have been specifically selected to enhance pupils' description! Remember to discuss verb forms, past, present, perfect and link to subject verb agreements.

**ADJECTIVES** - These words will take your pupils' descriptive powers to a new level! You must teach them first, be selective and think carefully about what you are teaching and its context - discuss why pupils think these words might have been chosen. Pupils' subject knowledge will need to be secure to effectively use these words.

## **NOUNS, VERBS AND ADJECTIVES**

These resources could be used in an unlimited amount of ways. One specific way you might choose to unlock a specific word is to use the **Vocabulary Laboratory** sheet on page 8. This activity is specifically designed to breakdown a pupil's understanding of a single word!

**SYNONYM ALLEY** - Synonym Alley has been created to help explore vocabulary synonyms (words that share the same meaning). Simply draw a line from the word on the left to the right. The ninja has also provided a blank template on page 14 for you to create your own.

**DREAMGIVER**

**@VocabularyNinja**



*'Words unlock the doors to a world of understanding...'*



# TEACHING TECHNIQUES

**VOCABULARY LABORATORY** - The Vocabulary Lab is a word technician's dream. Like Frankenstein himself, words have many forms, pieces and meanings. The Vocabulary Laboratory is the perfect activity to operate on a word, dissect it and see exactly how it works! Preparation is key here, know what each word has to offer! Choose from the Ninja's extensive banks or choose your own from the resource!

**NINJA REWARD SYSTEM** - Everybody wants to be a **Vocabulary Ninja** and the Ninja demands high quality endeavour. As a result, we have created a reward system for teachers to print, trim and stick into pupils' books to reward their terrific efforts and achievements. Beginning at [Grasshopper](#), moving onto [Shinobi](#), [Warrior](#), [Samurai](#), [Assassin](#) and finally [Grand Master](#)! Reward your pupils, they are sure to love discovering what rank Vocabulary Ninja they have attained when they open their books!

**Website** - [www.literacyshed.com](http://www.literacyshed.com) - All of your literacy needs in one place! Literacy Shed!

**Blog** - [www.literacyshedblog.com](http://www.literacyshedblog.com) - Stay up to date with current teaching discourse, debate and ideas.

**Blog** - [vocabularyninja.wordpress.com](http://vocabularyninja.wordpress.com) - All word of the day resources and a selection of other resources and vocabulary based content! All for free!

**LITTLE NINJA VOCABULARY AWARD** - Reward your pupils with this simple Vocabulary Ninja certificate, signed by the Ninja. Remember to tweet your pupils' success [@VocabularyNinja](#) and use our hashtags: [#LiteracyShed](#) [#VocabularyNinja](#) [#Certificate](#) [#LittleNinja](#).

**DISPLAY SLIPS** - Display slips can be used in a variety of ways such as displaying vocabulary, laminating them and using them in literacy work, word banks ... the world is your oyster. All branded neatly with Literacy Shed and Vocabulary Ninja insignia, sure to engage pupils! Print, trim and use!

## [WEB LINKS / BLOGS / TWITTER](#)

**Twitter** - [@LiteracyShed](#) - The official twitter account of everything literacy shed! Thousands of free resources!

**Twitter** - [@VocabularyNinja](#) - A daily vocabulary resource for KS1 and KS2 - free! Lots of links to great vocabulary pedagogy and people.




**DREAMGIVER**

**@VocabularyNinja**




*'Words unlock the doors to a world of understanding...'*



**DREAMGIVER**  
**@VocabularyNinja**



*'Words unlock the doors to a world of understanding...'*




**DREAMGIVER**  
**@VocabularyNinja**



*'Words unlock the doors to a world of understanding...'*

# SYNONYM ALLEY

Draw a line from the words on the left to its synonym on the right.



**DREAMGIVER**

**@VocabularyNinja**



*'Words unlock the doors to a world of understanding...'*



# DREAM GIVING

Draw what the dream egg has been cracked and poured onto.

Then explain your dream and ideas.



---

---

---

---

---

---

---

---




**DREAMGIVER**  
**@VocabularyNinja**



*'Words unlock the doors to a world of understanding...'*

# DREAM GIVING

Draw what the dream egg has been cracked and poured onto.  
Then explain your dream and ideas.



A rectangular box containing five horizontal lines for writing, intended for explaining the dream and ideas.



**DREAMGIVER**  
**@VocabularyNinja**




*'Words unlock the doors to a world of understanding...'*

# DREAM GIVING

Draw what the dream egg has been cracked and poured onto.

Then explain your dream and ideas.




**DREAMGIVER**  
**@VocabularyNinja**



*'Words unlock the doors to a world of understanding...'*

# DREAM GIVING

List and draw all of the dreams that The Dream Giver might give in one night.





**DREAMGIVER**  
**@VocabularyNinja**



*'Words unlock the doors to a world of understanding...'*

# DREAM GIVING

List all of the dreams that The Dream Giver might give in one night.



**DREAMGIVER**  
**@VocabularyNinja**



*'Words unlock the doors to a world of understanding...'*